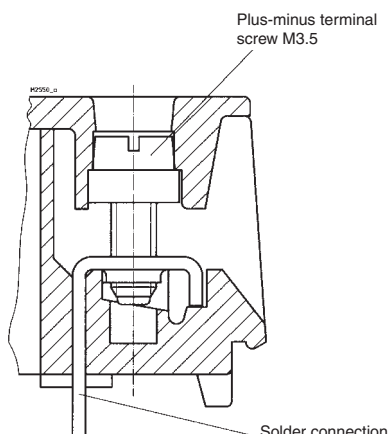


Insulated Enclosure KO 4762

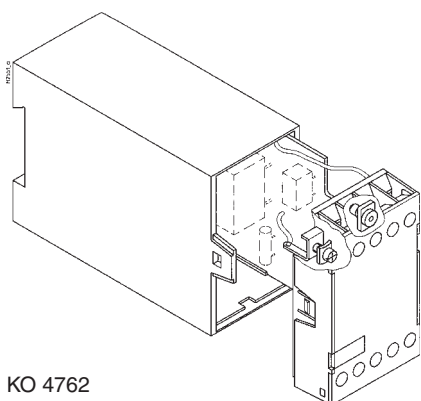
with flat terminals
for machine soldering



- Width 45 mm
- Max. 10 flat terminals with high torque captive plus-minus terminal screws
- Electrical connection of PCB to terminal via stranded ferruled
- Mounting of SMD components possible on soldering side
- With changeable print area
- Optionally Adapter ET 4762-5 for wall mounting



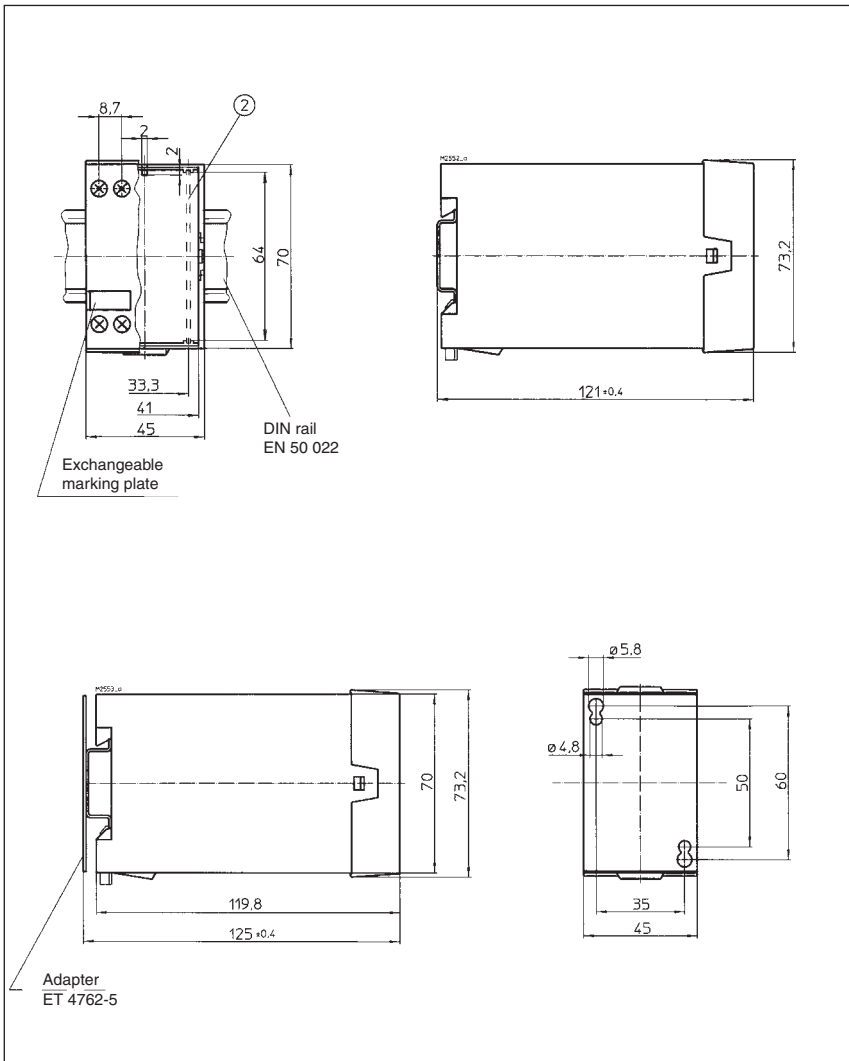
Flat terminals for solder connection



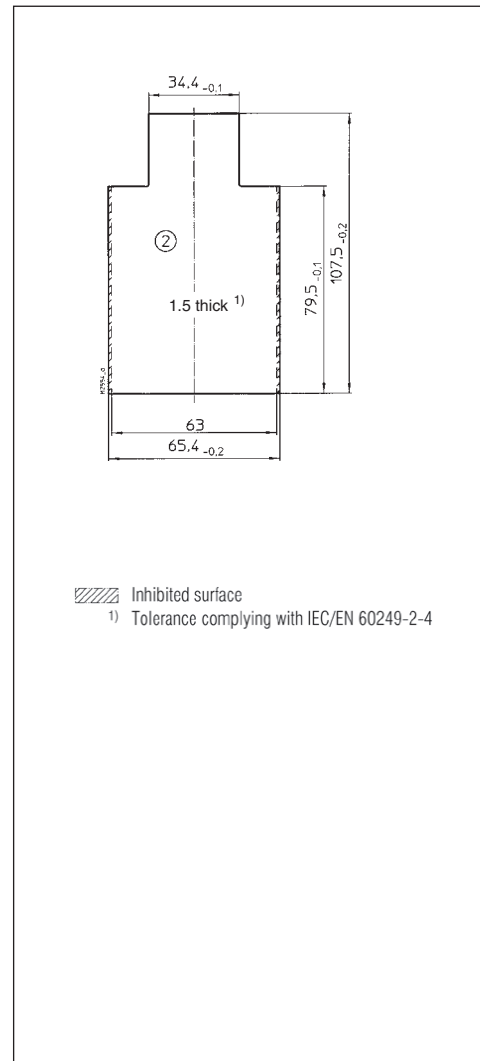
Technical data

Order reference:	KO 4762.120.10.02.000
Outer dimensions:	45 x 73.2 x 119.8 mm
Enclosure material:	PC-GF, base black, front beige
Temperature stability:	
complying with UL 746 B:	125 °C
complying with Vicat	
ISO 306 Meth. B:	148 °C
compl. with ISO 75-2 Meth. A:	138 °C
Meth. B:	144 °C
Max permitted power dissipation:	13 W for stand-alone enclosure at normal climate 23/50-1 ISO 554
Specific thermal resistance	R _{th} = 7.5 K / W for stand-alone enclosure
Flame retardancy	
complying with UL 94:	V-0
complying with IEC 60 707:	BH 2-30
Number of terminals:	10
Terminal material:	steel strip, tin-plated
Max. cross section for connection:	2 x 2.5 mm ² solid 2 x 1.5 mm ² stranded ferruled DIN 46 228-1/-2/-3/-4
Insulation of wires length:	10 mm
Max. current carrying capacity:	25 A
Wire fastening:	captive plus-minus terminal screws M3.5 with self-raising terminal washers Function complying with IEC 60 999-1
Connection inside:	Solder connection resp. male connector for sleeve B2.8
Enclosure fastening:	1) Snap-on fastener on top hat rail EN 50 022 2) Screw fixing as special version M4-grid 35 x 50 mm M5-grid 35 x 60 with Adapter ET 4762-5
Creepage current resistance:	CTI 175 ≙ insulated material III a IEC 60 664-1
Air gap and creepage distance:	≥ 5 mm IEC 60 664-1
Type of protection	
Enclosure:	IP 40 IEC 60 529
Terminals:	IP 20 IEC 60 529
	contact protection complies with VBG 4
Print area:	Exchangeable marking plate 15 x 7.6 mm on the terminal plate
Printed circuit board:	see printed circuit board design max. 61 cm ²
Printed circuit board holder:	guide ribs for 2 PCBs
Net weight:	120 g
Accessories:	
ET 4762-5:	Adapter
K70/150-0-48:	Blanking plug

Dimensions



Printed circuit board design



Notes on Housing Opening

