
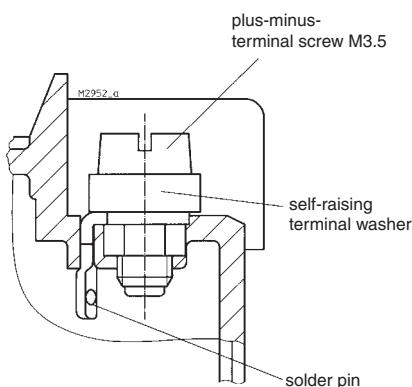


Insulated Enclosure K70/032.5A

with flat terminals
for solder connection



- Width 32.5 mm
- Max. 6 plus-minus-terminal screws with self raising terminal washers
- Mounting facility for screw-mounting of a PCB
- Terminal cover for contact protection complies with VBG 4 as option



Flat terminal for soldered connection

Technical Data

Order reference: K70/032.5A.101 112-6

Outer dimensions: 32.5 x 73 x 114 mm
with cover: 32.5 x 77 x 114 mm

Enclosure material: PC-GF light grey RAL 7035

Temperature stability	PC
complying with UL 746 B:	125 °C
complying with Vicat ISO 306	Meth. B: 148 °C
nach ISO 75-2	Meth. A: 138 °C Meth. B: 144 °C

max. permitted power dissipation: at normal climate 23 / 50-1 ISO 554

Enclosure gap	max. power dissipation P_v
0 mm	6 W
16 mm	10 W
∞	12 W

Flame retardancy
complying with UL 94: V-0
complying with EN 60707: BH 2-30

Number of terminals: 6, < 6 on request

Terminal material: Brass strip, tin-plated

Max. cross section for connection: 2 x 2.5 mm² solid or
2 x 1.5 mm² stranded ferruled DIN 46228-1/-2/-3/-4

Insulation of wires length: 10 mm

Max. current carrying capacity: 25 A

Wire fastening: plus-minus-terminal screws M3.5, mit with raising terminal washers or faston connector on request

Torque: max. 0.8 Nm

Inner Connection: Solder connection resp. male connector for sleeve B 2.8 complying with DIN 46247-1

Enclosure fastener: Snap-on fastener on top hat rail EN 60715

Special version: screw fixing with Doldfix K70/032.5-0-2

Creepage current resistance:
PC: CTI 450 ≙ insulating material II IEC 60664-1
PC: CTI 175 ≙ insulating material III a IEC 60664-1

Air gap and creepage distance: ≥ 6.3 mm IEC 60664-1

Type of protection IEC 60529

Enclosure: IP 40
Terminal board: IP 10 (with terminal cover IP 20 and contact protection complies with VBG 4)

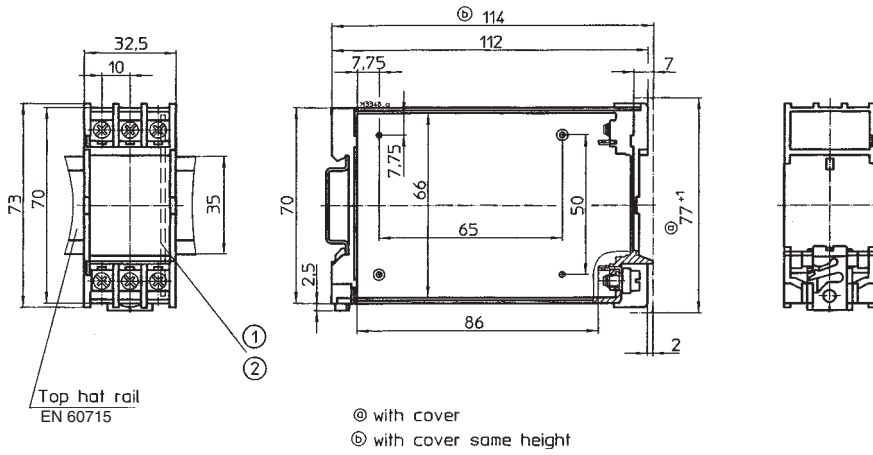
Print area: 28 x 35.5 mm

Printed circuit board: see Printed circuit design

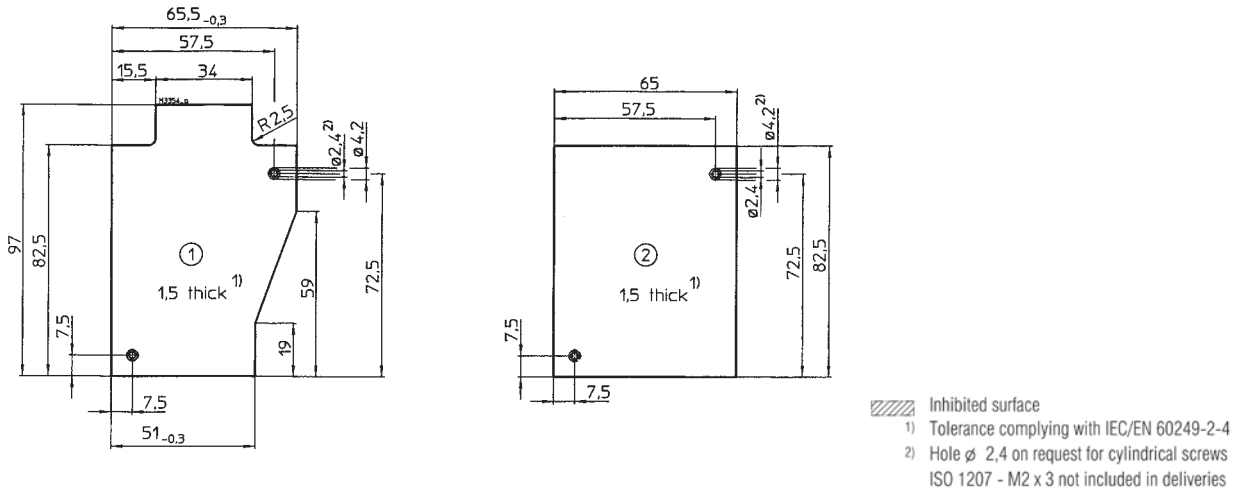
Printed circuit board holder: two screw fixings M2 x 4

Accessories:
K70/032-0-8: Terminal cover
K70/32.5-0-2: Doldfix
K70-150-0-48: Blanking plug for part insertion

Dimensions



Printed circuit board design



Terminal cover

