



## MINISTART

**DOLD** 

### Complete Motor Start and Motor Management System

Sophisticated drive tasks require powerful and flexible device solutions. With the **softstarter GI 9015** of the **MINISTART** series from DOLD you are equipped with a complete motor start and motor management system. The adaptive acceleration control gives you maximum control over the acceleration and delay profiles of your motor. The intelligent softstarter learns the characteristics of the motor during startup and stopping and then performs the optimal settings. Depending on the preferred starting profile the device automatically ensures the softest possible acceleration for the load.

This comprehensive functionality is complemented by great convenience, simple commissioning and intuitive operability. With the latest softstarter from DOLD at your disposal you are equipped with an intelligent, reliable and user-friendly motor start and motor management system.

#### Your advantages

- ▶ “Adaptive acceleration control” - leading softstart technology
- ▶ Integrated Inside Delta Circuit (6-wire) across the complete product range
- ▶ Adjustable busbars for device types from 360 A - 1600 A
- ▶ Comprehensive and customer-specific motor protection functions through thermal motor model
- ▶ Emergency running function
- ▶ Creep speed operation forward and reverse
- ▶ D.C. injection brake (contactless)
- ▶ LCD display for easy setting and fault display
- ▶ Simple and time-saving commissioning as well as user-friendly operation

**Our experience. Your safety.**

## Technical features

- ▶ 3-phase-controlled softstart device for starting asynchronous motors up to 800 kW (400 V)
- ▶ In Inside Delta Circuit up to 1300 kW (400 V)
- ▶ Self-learning acceleration control
- ▶ Comprehensive motor and device protection
- ▶ Integrated short-circuiting contactor up to 220 A
- ▶ Optional communication module for Profibus Devicenet or Modbus
- ▶ Three-wire drive possible
- ▶ Programmable inputs and outputs
- ▶ Device rated current 23 - 1600 A



Softstarter  
GI 9015

## Ordering information

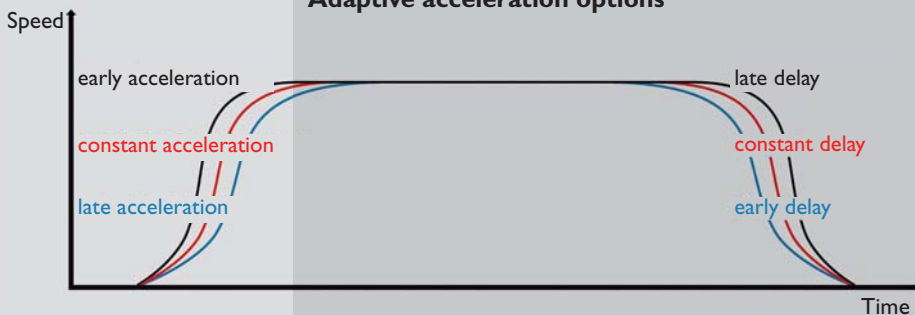
Standard type:  
GI9015 3AC 200-525 V / 105 A / U<sub>H</sub> DC24V  
Article number 0063393

## Application examples

- ▶ Pumps
  - ▶ Blowers and ventilators
  - ▶ Compressors
  - ▶ Mills
  - ▶ Crushers
  - ▶ Conveyor systems and elevators
- ... and for all applications with demanding starting and running down processes. **Feel free to contact us.**

## Functions

### Adaptive acceleration options

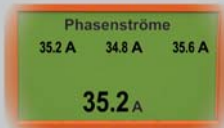


## Adaptive acceleration control

- ▶ Leading softstart technology
- ▶ 3 Start and stop profiles
- ▶ Maximum control over motor profiles
- ▶ Optimal settings are made automatically by the softstarter itself
- ▶ Automatic guarantee of softest possible acceleration



Status indicator



Motor current monitoring



Protocol menu



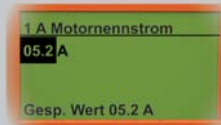
Error memory



Quick-start commissioning



Programming menu



Parameter setting

## More information

GI 9015

Start